

It's the **FIRST** DAY OF CHRISTMAS...
Each day you'll receive a TREAT.
We'll start things off this
MORNING, WITH SOMETHING
WARM FOR YOUR FEET.



"How BEAUTIFUL are the feet
of those who preach the GOSPEL
of peace, who bring GLAD TIDINGS
of GOOD THINGS!"
ROMANS 10:15 NKJ

It's the **FIRST** DAY OF CHRISTMAS...
Each day you'll receive a treat.
We'll start things off this
MORNING, WITH SOMETHING
WARM FOR YOUR FEET.



"How beautiful are the feet
of those who preach the gospel
of peace, who bring glad tidings
of good things!"
ROMANS 10:15 NKJ

Supplies—Day One

Tag # 1

1-pair of socks per child...or one pair for each family member.

1-How beautiful are the feet printable per person
Craft instructions.

2-4-different colors of paint (see below)

(You only need a small amount of paint. (1tsp of each color max)

Consider making you own dry paint and placing it into snack size baggies. The children will simply water and squish to create their own paint.

(Paint Instructions attached)



Supplies—Day One

Tag # 1

1-pair of socks per child...or one pair for each family member.

1-How beautiful are the feet printable per person
Craft instructions.

2-4-different colors of paint (see below)

(You only need a small amount of paint. (1tsp of each color max)

Consider making you own dry paint and placing it into snack size baggies. The children will simply water and squish to create their own paint.

(Paint Instructions attached)



Luke 1:26-38

Now in the sixth month the angel Gabriel was sent by God to a city of Galilee named Nazareth, to a virgin betrothed to a man whose name was Joseph, of the house of David.

The virgin's name was Mary. And having come in, the angel said to her, "Rejoice, highly favored one, the Lord is with you; blessed are you among women!"

But when she saw him, she was troubled at his saying, and considered what manner of greeting this was. Then the angel said to her,

"Do not be afraid, Mary, for you have found favor with God.

And behold, you will conceive in your womb and bring forth a Son, and shall call His name JESUS.

He will be great, and will be called the Son of the Highest; and the Lord God will give Him the throne of His father David. And He will reign over the house of Jacob forever, and of His kingdom there will be no end."

Then Mary said to the angel, "How can this be, since I do not know a man?"

And the angel answered and said to her, "The Holy Spirit will come upon you, and the power of the Highest will overshadow you;

therefore, also, that Holy One who is to be born will be called the Son of God. Now indeed, Elizabeth your relative has also conceived a son in her old age;

and this is now the sixth month for her who was called barren. For with God nothing will be impossible."

Then Mary said, "Behold the maidservant of the Lord!


Let it be to me according to your word."

And the angel departed from her.

Luke 1:26-38 NKJV

Tonight we think of Mary chosen by God to be...

The mother of the Christ child who was sent for you and me.



Luke 1:26-38

Now in the sixth month the angel Gabriel was sent by God to a city of Galilee named Nazareth, to a virgin betrothed to a man whose name was Joseph, of the house of David.

The virgin's name was Mary. And having come in, the angel said to her, "Rejoice, highly favored one, the Lord is with you; blessed are you among women!"

But when she saw him, she was troubled at his saying, and considered what manner of greeting this was. Then the angel said to her,

"Do not be afraid, Mary, for you have found favor with God.

And behold, you will conceive in your womb and bring forth a Son, and shall call His name JESUS.

He will be great, and will be called the Son of the Highest; and the Lord God will give Him the throne of His father David. And He will reign over the house of Jacob forever, and of His kingdom there will be no end."

Then Mary said to the angel, "How can this be, since I do not know a man?"

And the angel answered and said to her, "The Holy Spirit will come upon you, and the power of the Highest will overshadow you; therefore, also, that Holy One who is to be born will be called the Son of God. Now indeed, Elizabeth your relative

has also conceived a son in her old age; and this is now the sixth month for her who was called barren. For with God nothing will be impossible."

Then Mary said, "Behold the maidservant of the Lord!

Let it be to me according to your word."

And the angel departed from her.

Luke 1:26-38 NKJV

Tonight we think of Mary chosen by God to be...

The mother of the Christ child who was sent for you and me.





Beautiful
are the feet
of them
that preach
the gospel of
peace!



Romans 10:15





Beautiful
are the feet
of them
that preach
the gospel of
peace!



Romans 10:15

BEAUTIFUL
ARE THE FEET
OF THEM
THAT PREACH
THE GOSPEL OF
PEACE!


ROMANS 10:15

BEAUTIFUL
ARE THE FEET
OF THEM
THAT PREACH
THE GOSPEL OF
PEACE!

ROMANS 10:15

How Beautiful Are the Feet Craft Instructions

1. Mix paint (per instructions on the baggie) or use pre-mixed paint.
2. Make a fist
3. Turn your fist over to where you are looking at your "Pinky" finger.
4. Paint the side of your pinky finger and all the way down to your wrist bone. This will form the a foot shape (See the blue painted foot below)
5. Press (hard) the painted side of your fist to the "Beautiful are the feet...footprint scripture paper" and lift.
6. Using the pinky finger on your other hand, dip it into the paint and then press it to the paper to make tiny toes on your footprint. (See the yellow toes below. Looks like this little guy only has three toes doesn't it? That's ok...the other little guy has 6-7 😊)
7. Be creative with your colors.



How Beautiful Are the Feet Craft Instructions

1. Mix paint (per instructions on the baggie) or use pre-mixed paint.
2. Make a fist
3. Turn your fist over to where you are looking at your "Pinky" finger.
4. Paint the side of your pinky finger and all the way down to your wrist bone. This will form the a foot shape (See the blue painted foot below)
5. Press (hard) the painted side of your fist to the "Beautiful are the feet...footprint scripture paper" and lift.
6. Using the pinky finger on your other hand, dip it into the paint and then press it to the paper to make tiny toes on your footprint. (See the yellow toes below. Looks like this little guy only has three toes doesn't it? That's ok...the other little guy has 6-7 😊)
7. Be creative with your colors.



Paint Recipe

Mix 1/2 cup of flour with 1/2 cup of salt. Divide it up into sandwich bags and add a couple drops of food coloring to each bag.

Experiment with the amount of water needed to create a nice consistence of paint.

Add 1 tsp or less at a time until you find the magic number.

Once you find you magic number, write the instructions on each bag.

Children will simply add water and squish, squish, squish



Paint Recipe


Mix 1/2 cup of flour with 1/2 cup of salt. Divide it up into sandwich bags and add a couple drops of food coloring to each bag.

Experiment with the amount of water needed to create a nice consistence of paint.

Add 1 tsp or less at a time until you find the magic number.

Once you find you magic number, write the instructions on each bag.

Children will simply add water and squish, squish, squish



Create Your Own Paint

Mix _____ amount of water to each bag of powder paint mix.

Seal Baggie

Squish, Squish, Squish
to create
paint for your
craft project.



Create Your Own Paint

Mix _____ amount of water to each bag of powder paint mix.

Seal Baggie

Squish, Squish, Squish
to create
paint for your
craft project.

