




TOOLS


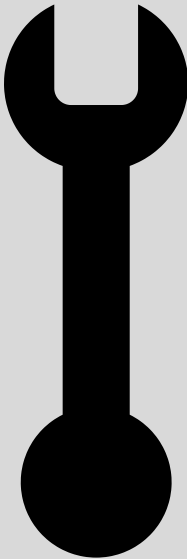
TO HEAVEN

Children's Witnessing Tool





Sample Pics

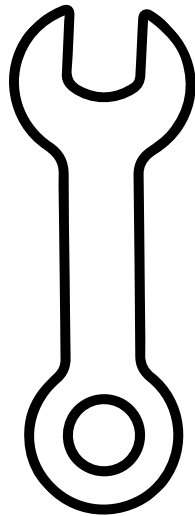
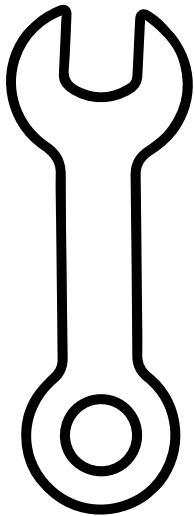
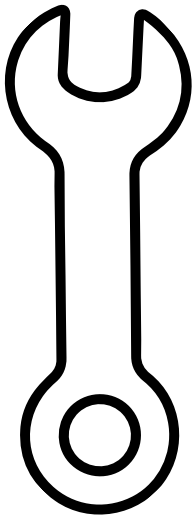




Sharing My Faith With Others



Sharing My Faith With Others



- Duplicate the wrench templates onto cardstock - Black, Red, White, Blue, Green, and Yellow.
- Have the children cut out 6 wrench shapes (one of each color).
- Have the children cut out the definitions for each wrench and glue them onto the correct wrench.
- When dry, have the children stack one wrench on top of another, and punch a hole in the top of the wrench for a key ring.
- Using a binder ring, run the ring through the hole on the wrenches and close.
- Attach a strip of leather, ribbon, string, etc., to the binder ring and secure. Leaving a tail on both ends of the string.
- Place a black, red, and white bony bead on one end of the string and tie a knot

Place a blue, green, and yellow bead through the second end and tie a knot.

Black = Sin

The black wrench represents our sin, which separates us from God and dooms us to eternal darkness.

Red = Christ's blood

The red wrench represents Christ's blood shed for you and me.

White = Forgiveness - Prayer of Repentance for cleansing.

The white wrench represents forgiveness and the cleansing that occurs when a sinner asks for forgiveness and turns to God.

Blue = Water/Spirit Baptism

The blue wrench represents baptism. We are baptized with water to identify ourselves with Jesus.

Green = Christian Growth

The green wrench represents growth in our faith.

Yellow = Eternal Life

**The yellow/gold wrench represents eternal life with Jesus in
heaven**